



**BALANCES DE SITUACION DE BANCOS
QUE OPERAN EN PANAMA**
**(Balance Sheets of Banks
Operating in Panama)**

1995

[Faint, illegible text, possibly a signature or header information]

[Faint, illegible text, possibly a signature or header information]

[Faint, illegible text at the bottom of the page]

Peat Marwick Mitchell & Co.
Calle 50 N° 54
(Ave. Nicanor de Obarrio)
Panamá Rep. de Panamá

Apartado 5307
Panamá 5, Rep. de Panamá

Teléfono: (507) 263-5677
Telefax: (507) 263-9852

BALANCE SHEETS OF BANKS OPERATING IN PANAMA - 1995

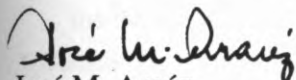
Dear Client and Friend:

We take pleasure to enclose a statement of the balance sheets of banks operating in the Republic of Panama for the year 1995. The accompanying statement includes an english-language translation of the balance sheet published in spanish for each bank. In addition, it includes combined totals of all balance sheets for the year 1995 with comparative figures for the four prior years. At the right-hand side for each bank, for selected accounts and totals, we have indicated the percentage variances for the year 1995 as compared with the year 1994. Certain figures for the year 1994 have been reclassified to conform to the presentation of figures for the year 1995.

Please notice that the predominant annual closing date in the Panama banking system is at December 31st. However, some banks utilize a different annual closing date, which is disclosed therein. In addition, the enclosed statement does not include banks having a Representative Licence, as they are not required to publish their balance sheet. Furthermore, during the year 1988 some of the banks operating under a general licence where granted additionally an international licence under Banking Commission Resolution N° 6-88 of March 26, 1988.

While every effort has been made to ensure the accuracy of figures taken from published data and percentages presented, no responsibility can be assumed for errors and omissions, however caused.

Very truly yours,



José M. Araúz
Partner

Enclosures

April 30, 1996

CHANGES IN THE PANAMA BANKING SYSTEM

December 31, 1995

Table of Contents

Schedules

IMPORTANT CHANGES IN THE PANAMA BANKING SYSTEM:

- * Movement of Banks in the Panama Banking System
- * Summary of Most Important Changes in the Banking System
- * Chart of Changes in the Banking System

CAMBIOS IMPORTANTES EN EL SISTEMA BANCARIO DE PANAMA:

- * Cambios en la Cantidad de Bancos del Sistema Bancario 1
- * Resumen de Cambios Más Importantes del Sistema Bancario 1.1
- * Gráfica de Cambios en el Sistema Bancario 1.2

IMPORTANT CHANGES IN THE PANAMANIAN BANKS:

- * Summary of Most Important Changes in the Panamanian Banks
- * Chart of Changes in the Panamanian Banks
- * Chart of Changes in the Panamanian Banks - Local Loans and Deposits
- * Comparative Analysis of Total Assets of the Panamanian Banks
- * Comparative Analysis of Total Assets of the Private Panamanian Banks
- * Comparative Analysis of Loans Granted to the Local Sector by the Panamanian Banks
- * Comparative Analysis of Liquid Assets of the Panamanian Banks

CAMBIOS MAS IMPORTANTES EN LOS BANCOS DE CAPITAL PANAMEÑO:

- * Resumen de Cambios Más Importantes de los Bancos de Capital Panameño 2
- * Gráfica de Cambios en los Bancos de Capital Panameño 2.1
- * Gráfica de Cambios en los Bancos de Capital Panameño - Préstamos y Depósitos Locales 2.2
- * Análisis Comparativo del Total de Activos de los Bancos de Capital Panameño 2.3
- * Análisis Comparativo del Total de Activos de los Bancos Panameños de Capital Privado 2.4
- * Análisis Comparativo de Préstamos Otorgados al Sector Local por los Bancos Panameños 2.5
- * Análisis Comparativo de los Activos Líquidos de los Bancos de Capital Panameño 2.6

(CONTINUED)

CHANGES IN THE PANAMA BANKING SYSTEM

December 31, 1995

Table of Contents, Continuation**Schedules****IMPORTANT CHANGES IN THE
PANAMANIAN BANKS,****Continuation:**

- * Comparative Analysis of Local Deposits
Received by Panamanian Banks
- * Comparative Analysis of Equity of
Panamanian Banks

**CAMBIOS MAS IMPORTANTES EN LOS
BANCOS DE CAPITAL PANAMEÑO,****Continuation:**

- * Análisis Comparativo de Depósitos Locales
Recibidos por los Bancos Panameños
- * Análisis Comparativo del Patrimonio de los
Bancos de Capital Panameño

2.7

2.8

**OTHER INFORMATION WITH RESPECT
TO BANKS WITH GENERAL LICENCE:**

- * List of Banks with General Licence -
By Total Assets
- * List of Banks with General Licence -
By Local Loans Granted
- * List of Banks with General Licence -
By Local Deposits Received

**INFORMACION ADICIONAL CON RESPECTO
A BANCOS CON LICENCIA GENERAL:**

- * Lista de Bancos con Licencia General -
Clasificados por Total de Activos
- * Lista de Bancos con Licencia General -
Clasificados por Préstamos Otorgados
al Sector Local
- * Lista de Bancos con Licencia General -
por Depósitos Recibidos del Sector Local

3

3.1

3.2

**BALANCE SHEETS OF BANKS
PUBLISHED IN 1995****BALANCES DE SITUACION DE BANCOS
PUBLICADOS EN 1995**

4

Schedule 1
MOVEMENT OF BANKS IN THE PANAMA BANKING SYSTEM
(Cambios en la Cantidad de Bancos del Sistema Bancario)

	General Licence	International Licence	Sub-total	Representative Licence (*)	Total
Total Banks at December 31, 1994	64	30	94	16	110 (a)
Less banks with licence cancelled:					
Banco Provincial de Ahorros (PROBANCO), S. A.	(1)		(1)		(1)
Banco Consolidado (Panamá), S. A.	(1)		(1)		(1)
The Hongkong & Shanghai Banking Corporation. Limited	(1)		(1)		(1)
Banco La Seguridad, S. A.		(1)	(1)		(1)
The Philadelphia National Bank				(1)	(1)
Citicorp International Bank, S. A.	(1)		(1)		(1)
Add banks with licence granted:					
Midland Bank plc	1		1		1
Autrobank Overseas (Panamá), S. A.		1	1		1
Banco Agrícola Comercial de El Salvador, S. A.		1	1		1
Corestate Bank, N. A.				1	1
The Hongkong & Shanghai Banking Corporation. Limited				1	1
Total Banks at December 31, 1995	61	31	92	17	109
Less banks that did not published their balance sheet:					
Banco Agro-Industrial y Comercial de Panamá, S. A. (BANAICO)	(1)		(1)		
Austrobank Overseas (Panamá), S. A.		(1)	(1)		
Banco de Préstamo, S. A.		(1)	(1)		
Banco Progreso Internacional (Panamá), S.A.		(1)	(1)		
Banrep (Panamá), S.A.		(1)	(1)		
Filabanco Trust & Banking Corp.		(1)	(1)		
Merchants National Bank and Trust Company of Indianapolis	(1)		(1)		
Banks that published their balance sheet (see enclosed summary statement)	59	26	85		

(*) Not required to publish any information by Law

(a) Adjusted according to Panama Banking Commission figures

CHART OF CHANGES IN THE BANKING SYSTEM
 CUANTIFICACION DE CAMBIOS EN EL SISTEMA BANCARIO

**SUMMARY OF MOST IMPORTANT CHANGES IN THE
 BANKING SYSTEM
 (RESUMEN DE CAMBIOS MAS IMPORTANTES DEL
 SISTEMA BANCARIO)**

		1995 AND 1994 (IN MILLIONS)		Aumento		
			1995	1994	Monto	%
Total assets	Total de Activos	US\$	33,817	31,718	2,099	6.62%
Total loans granted	Total de préstamos otorgados	US\$	21,693	18,903	2,790	14.76%
Total liquid assets	Total de activos líquidos	US\$	9,435	9,554 (*)	(119)	(1.24%)
Total due to depositors	Total de depósitos recibidos	US\$	27,001	25,957	1,044	4.02%
Total capital	Total de patrimonio	US\$	2,078	1,811	267	14.75%

(*) Cash and cash items, due from banks and financial entities, and negotiable securities - short term

Efectivo y efectos de caja, depósitos en bancos e instituciones financieras y valores negociables - corto plazo

CHART OF CHANGES IN THE BANKING SYSTEM (GRAFICA DE CAMBIOS EN EL SISTEMA BANCARIO)

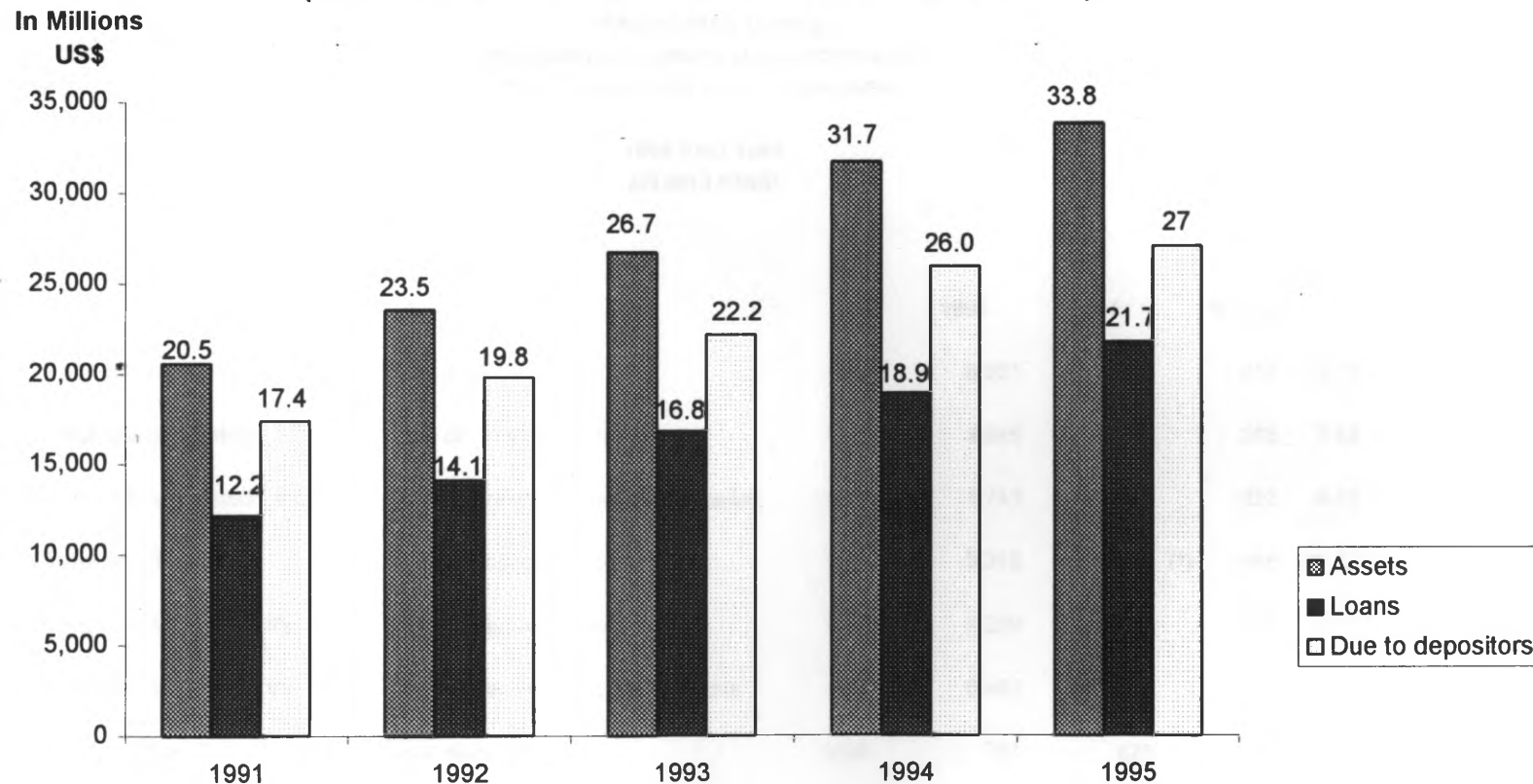
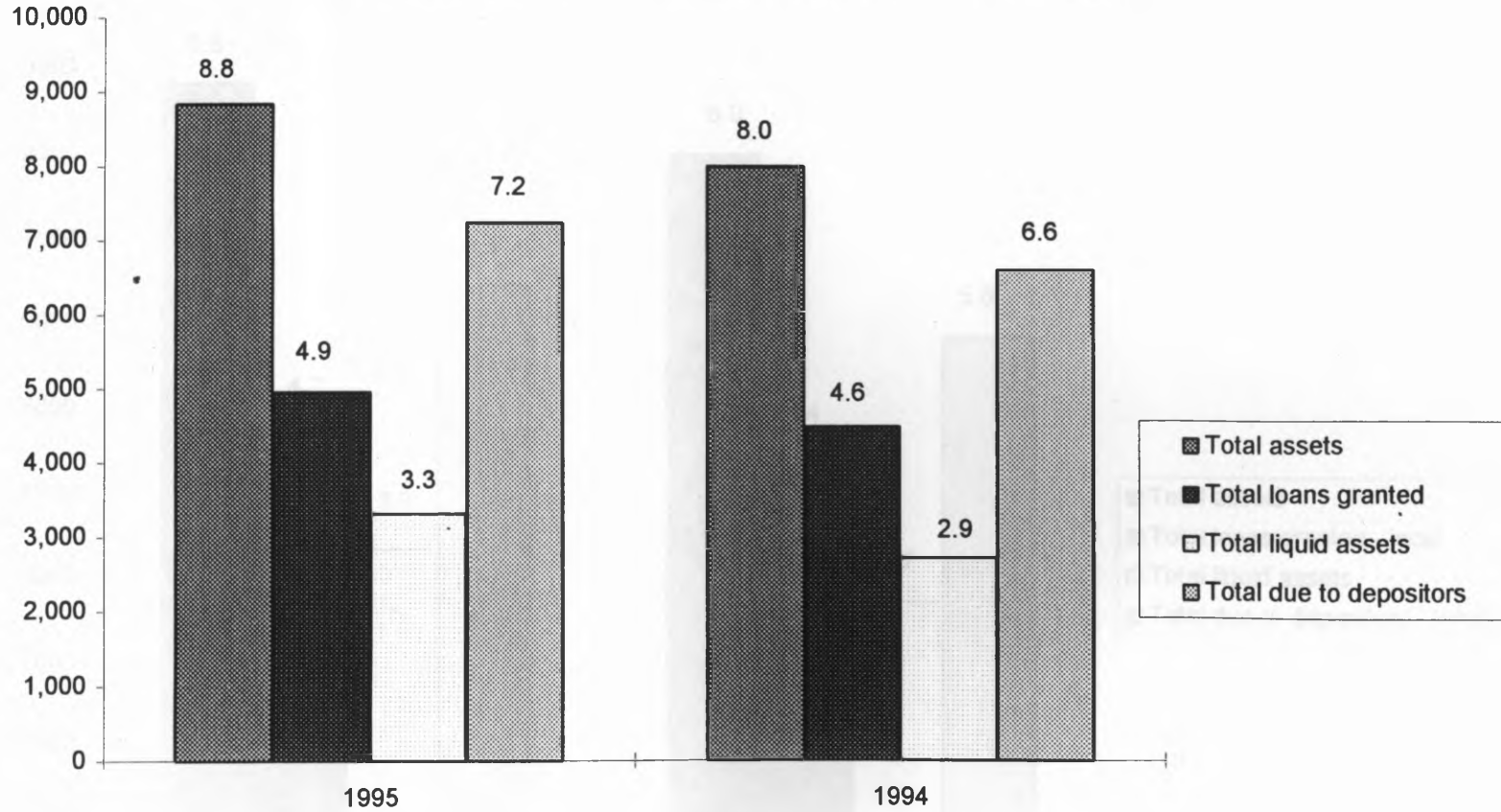


CHART OF CHANGES IN THE PANAMANIAN BANKS
(GRAFICA DE CAMBIOS EN LOS BANCOS DE CAPITAL PANAMEÑO)

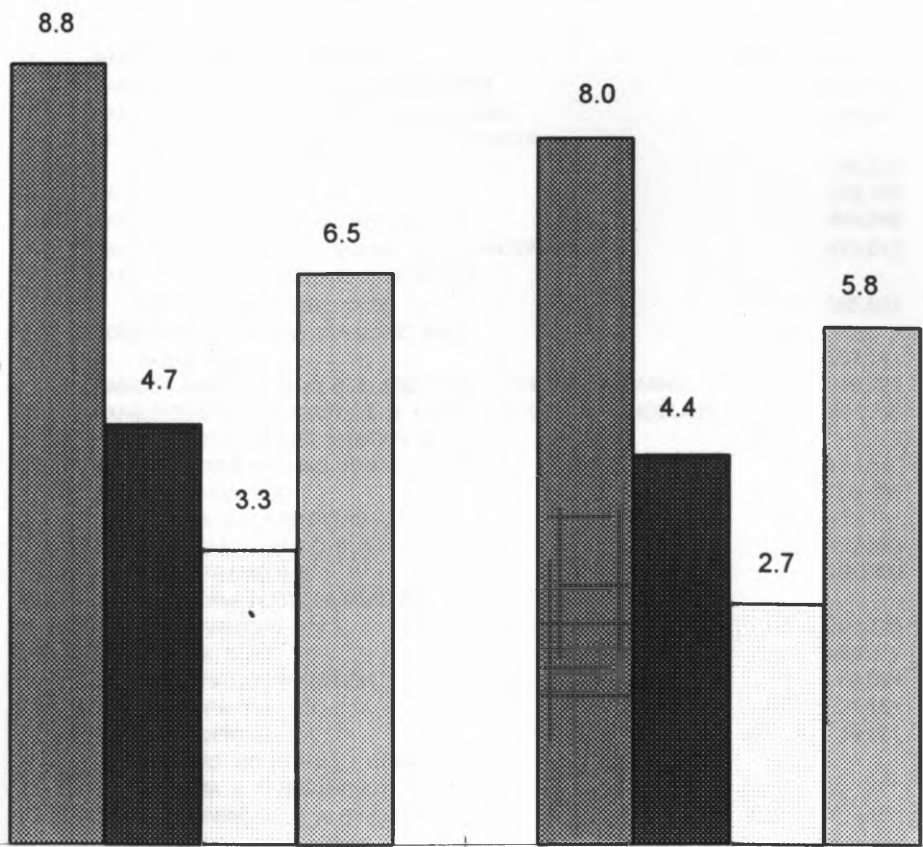
In Millions
US\$



**CHART OF CHANGES IN THE PANAMANIAN BANKS
LOCAL LOANS AND DEPOSITS
(GRAFICA DE CAMBIOS EN LOS BANCOS DE CAPITAL
PANAMEÑO - PRESTAMOS Y DEPOSITOS LOCALES)**

In Millions
US\$

10000
9000
8000
7000
6000
5000
4000
3000
2000
1000
0



1995

1994

- Total assets
- Total loans granted - local
- Total liquid assets
- Total due to depositors - local

COMPARATIVE ANALYSIS OF TOTAL ASSETS OF THE
PANAMANIAN BANKS(ANÁLISIS COMPARATIVO DEL TOTAL DE ACTIVOS DE
LOS BANCOS DE CAPITAL PANAMEÑO)1995 AND 1994
(IN THOUSANDS)

RANK NUMBER 1995	RANK NUMBER 1994	BANK	TOTAL ASSETS 1995	TOTAL ASSETS 1994	VARIATION AMOUNT	VARIATION %
1	1	BANCO NACIONAL DE PANAMA	US\$ 2,945,918	2,664,389	281,529	10.57
2	2	BANCO GENERAL, S. A. AND SUBSIDIARIES	1,032,163	950,455	81,708	8.60
3	3	BANCO DEL ISTMO, S. A. AND SUBSIDIARIES	859,026	766,637	92,389	12.05
4	4	PRIMER BANCO DE AHORROS, S.A. (PRIBANCO) AND SUBSIDIARIES	748,229	654,137	94,092	14.38
5	5	CAJA DE AHORROS	533,293	477,102	56,191	11.78
6	6	BANCO CONTINENTAL DE PANAMA, S. A.	443,648	411,213	32,435	7.89
7	7	BANCO COMERCIAL DE PANAMA, S. A. (BANCOMER)	413,612	359,367	54,245	15.09
8	9	BANCO INTERNACIONAL DE PANAMA, S.A. (BIPAN) AND SUBSIDIARIES	265,653	250,385	15,268	6.10
9	8	TOWERBANK INTERNATIONAL INC. AND SUBSIDIARY	257,141	250,795	6,346	2.53
10	10	BANCO PANAMERICANO, S. A. AND SUBSIDIARIES (PANABANK)	218,729	185,485	33,244	17.92
11	12	BANCO DE LATINOAMERICA, S. A. AND SUBSIDIARIES (BANCOLAT)	204,716	161,349	43,367	26.88
12	11	BANCO MERCANTIL DEL ISTMO, S. A.	*	*	*	*
13	13	MULTI CREDIT BANK, INC. AND SUBSIDIARIES	174,021	157,357	16,664	10.59
14	15	BANCO ALIADO, S. A.	155,486	120,013	35,473	29.56
15	16	BANCO DISA, S.A. AND SUBSIDIARIES	139,781	99,226	40,555	40.87
16	17	BANCO TRASATLANTICO, S. A.	102,888	91,691	11,197	12.21
17	19	CREDICORP BANK, S.A.	101,750	55,356	46,394	83.81
18	18	BANCO PANAMEÑO DE LA VIVIENDA, S. A. (BANVIVIENDA)	94,745	79,681	15,064	18.91
19	20	METROBANK, S. A.	54,912	54,595	317	0.58
20	-	GLOBAL BANK CORPORATION	46,584	0	46,584 (**)	100.00
21	22	BANCO FEDPA, S.A.	28,151	8,108	20,043	247.20
22	23	BANCO UNIVERSAL, S.A. BANCO AGRO-INDUSTRIAL Y COMERCIAL DE	10,601	7,861	2,740	34.86
23	14	PANAMA, S. A. (BANAICO)	***	142,356	142,356	(100.00)
24	21	BANCO PROVINCIAL, S. A. (PROBANCO)	****	29,104	29,104	(100.00)
			US\$ 8,831,047	7,976,662		

(*) Published figures of this bank are already included in consolidated accounts of parent bank,
Banco del Istmo, S.A. and Subsidiaries.

(**) First year of operation in 1995

(***) Bank did not publish in 1995

(****) Bank licenced canceled in 1995

COMPARATIVE ANALYSIS OF TOTAL ASSETS OF THE PRIVATE
PANAMANIAN BANKS

(ANALISIS COMPARATIVO DEL TOTAL DE ACTIVOS DE
LOS BANCOS PANAMEÑOS DE CAPITAL PRIVADO)

1995 AND 1994
(IN THOUSANDS)

RANK NUMBER 1995	RANK NUMBER 1994	BANK	TOTAL ASSETS 1995	TOTAL ASSETS 1994	VARIATION AMOUNT	VARIATION %
1	1	BANCO GENERAL, S. A. AND SUBSIDIARIES	US\$ 1,032,163	950,455	81,708	8.60
2	2	BANCO DEL ISTMO, S. A. AND SUBSIDIARIES	859,026	766,637	92,389	12.05
3	3	PRIMER BANCO DE AHORROS, S.A. (PRIBANCO) AND SUBSIDIARIES	748,229	654,137	94,092	14.38
4	4	BANCO CONTINENTAL DE PANAMA, S. A.	443,648	411,213	32,435	7.89
5	5	BANCO COMERCIAL DE PANAMA, S. A. (BANCOMER)	413,612	359,367	54,245	15.09
6	7	BANCO INTERNACIONAL DE PANAMA, S.A. (BIPAN) AND SUBSIDIARIES	265,653	250,385	15,268	6.10
7	6	TOWERBANK INTERNATIONAL INC. AND SUBSIDIARY	257,141	250,795	6,346	2.53
8	8	BANCO PANAMERICANO, S. A. AND SUBSIDIARIES (PANABANK)	218,729	185,485	33,244	17.92
9	10	BANCO DE LATINOAMERICA, S. A. AND SUBSIDIARIES (BANCOLAT)	204,716	161,349	43,367	26.88
10	9	BANCO MERCANTIL DEL ISTMO, S. A.	*	*	*	*
11	11	MULTI CREDIT BANK, INC. AND SUBSIDIARIES	174,021	157,357	16,664	10.59
12	13	BANCO ALIADO, S. A.	155,486	120,013	35,473	29.56
13	14	BANCO DISA, S.A. AND SUBSIDIARIES	139,781	99,226	40,555	40.87
14	15	BANCO TRASATLANTICO, S. A.	102,888	91,691	11,197	12.21
15	17	CREDICORP BANK, S.A.	101,750	55,356	46,394	83.81
16	16	BANCO PANAMEÑO DE LA VIVIENDA, S. A. (BANVIVIENDA)	94,745	79,681	15,064	18.91
17	18	METROBANK, S. A.	54,912	54,595	317	0.58
18	-	GLOBAL BANK CORPORATION	46,584	0	46,584 (**)	100.00
19	20	BANCO FEDPA, S.A.	28,151	8,108	20,043	247.20
20	21	BANCO UNIVERSAL, S.A.	10,601	7,861	2,740	34.86
21	12	BANCO AGRO-INDUSTRIAL Y COMERCIAL DE PANAMA, S. A. (BANAICO)	***	142,356	142,356	(100.00)
22	19	BANCO PROVINCIAL, S. A. (PROBANCO)	****	29,104	29,104	(100.00)
			US\$ 5,351,836	4,835,171		

(*) Published figures of this bank are already included in consolidated accounts of parent bank,
Banco del Istmo, S.A. and Subsidiaries.

(**) First year of operation in 1995

(***) Bank did not publish in 1995

(****) Bank licenced canceled in 1995

COMPARATIVE ANALYSIS OF LOANS GRANTED
TO THE LOCAL SECTOR BY THE PANAMANIAN BANKS

(ANALISIS COMPARATIVO DE PRESTAMOS OTORGADOS AL
SECTOR LOCAL POR LOS BANCOS PANAMEÑOS)
1995 AND 1994
(IN THOUSANDS)

RANK NUMBER 1995	RANK NUMBER 1994	BANK	LOCAL LOANS 1995	LOCAL LOANS 1994	VARIATION AMOUNT	VARIATION %
1	1	BANCO NACIONAL DE PANAMA	US\$ 1,142,216	1,166,289	(24,073)	(2.06)
2	2	BANCO GENERAL, S. A. AND SUBSIDIARIES PRIMER BANCO DE AHORROS, S.A. (PRIBANCO)	625,917	554,308	71,609	12.92
3	4	AND SUBSIDIARIES	488,896	420,257	68,639	16.33
4	3	BANCO DEL ISTMO, S. A. AND SUBSIDIARIES	484,886	435,566	49,320	11.32
5	5	CAJA DE AHORROS	349,457	335,957	13,500	4.02
6	6	BANCO CONTINENTAL DE PANAMA, S. A.	268,269	272,289	(4,020)	(1.48)
7	7	BANCO COMERCIAL DE PANAMA, S. A. (BANCOMER) BANCO INTERNACIONAL DE PANAMA, S. A.	266,639	236,136	30,503	12.92
8	8	(BIPAN) AND SUBSIDIARIES	161,089	144,309	16,780	11.63
9	9	MULTI CREDIT BANK, INC. AND SUBSIDIARIES	140,324	139,035	1,289	0.93
10	12	BANCO DE LATINOAMERICA, S. A. AND SUBSIDIARIES (BANCOLAT)	135,450	109,824	25,626	23.33
11	11	BANCO PANAMERICANO, S. A. AND SUBSIDIARIES (PANABANK)	131,241	111,432	19,809	17.78
12	10	TOWERBANK INTERNATIONAL INC. AND SUBSIDIARY	129,380	111,715	17,665	15.81
13	13	BANCO MERCANTIL DEL ISTMO, S. A.	*	*	*	*
14	14	BANCO ALIADO, S. A.	82,388	71,809	10,579	14.73
15	19	CREDICORP BANK, S.A.	72,892	30,200	42,692	141.36
16	16	BANCO DISA, S. A. AND SUBSIDIARIES BANCO PANAMEÑO DE LA VIVIENDA, S. A.	71,991	50,415	21,576	42.80
17	18	(BANVIVIENDA)	54,897	44,579	10,318	23.15
18	17	BANCO TRASATLANTICO, S. A.	49,850	45,053	4,797	10.65
19	-	GLOBAL BANK CORPORATION	29,466	0	29,466 (**)	100.00
20	20	METROBANK, S. A.	28,492	26,207	2,285	8.72
21	23	BANCO FEDPA, S.A.	22,609	2,651	19,958	752.85
22	22	BANCO UNIVERSAL, S.A. BANCO AGRO-INDUSTRIAL Y COMERCIAL DE	6,554	3,122	3,432	109.93
23	15	PANAMA, S. A. (BANAICO)	***	59,087	59,087	(100.00)
24	21	BANCO PROVINCIAL, S. A. (PROBANCO)	****	20,895	20,895	(100.00)
			US\$ 4,742,903	4,391,135		

(*) Published figures of this bank are already included in consolidated accounts of parent bank,
Banco del Istmo, S.A. and Subsidiaries.

(**) First year of operation in 1995

(***) Bank did not publish in 1995

(****) Bank licenced canceled in 1995

COMPARATIVE ANALYSIS OF LIQUID ASSETS OF THE
PANAMANIAN BANKS

(ANALISIS COMPARATIVO DE LOS ACTIVOS LIQUIDOS
DE LOS BANCOS DE CAPITAL PANAMEÑO)

1995 AND 1994
(IN THOUSANDS)

RANK NUMBER 1995	RANK NUMBER 1994	BANK	LIQUID ASSETS 1995	LIQUID ASSETS 1994	VARIATION AMOUNT	VARIATION %
1	1	BANCO NACIONAL DE PANAMA	US\$ 1,714,961	1,423,187	291,774	20.50
2	2	BANCO GENERAL, S. A. AND SUBSIDIARIES	316,055	308,161	7,894	2.56
3	3	BANCO DEL ISTMO S. A. AND SUBSIDIARIES	242,806	206,314	36,492	17.69
4	4	PRIMER BANCO DE AHORROS, S.A. (PRIBANCO) AND SUBSIDIARIES	157,410	117,583	39,827	33.87
5	6	CAJA DE AHORROS	141,431	98,369	43,062	43.78
6	5	BANCO COMERCIAL DE PANAMA, S. A. (BANCOMER)	133,973	113,266	20,707	18.28
7	7	BANCO CONTINENTAL DE PANAMA, S. A.	122,783	95,506	27,277	28.56
8	8	BANCO INTERNACIONAL DE PANAMA, S. A. (BIPAN) AND SUBSIDIARIES	68,958	65,247	3,711	5.69
9	12	BANCO ALIADO, S. A.	60,176	41,329	18,847	45.60
10	20	BANCO DISA, S.A. AND SUBSIDIARIES	57,080	35,965	21,115	58.71
11	9	BANCO MERCANTIL DEL ISTMO, S. A.	*	*	*	*
12	14	BANCO PANAMERICANO, S. A. AND SUBSIDIARIES (PANABANK)	52,742	37,966	14,776	38.92
13	15	BANCO DE LATINOAMERICA, S. A. AND SUBSIDIARIES (BANCOLAT)	50,608	39,158	11,450	29.24
14	10	TOWERBANK INTERNATIONAL INC. AND SUBSIDIARY	32,941	44,931	(11,990)	(26.69)
15	13	BANCO TRASATLANTICO, S. A. BANCO PANAMEÑO DE LA VIVIENDA, S. A. (BANVIVIENDA)	32,786	32,489	297	0.91
16	16	(BANVIVIENDA)	31,292	26,931	4,361	16.19
17	19	MULTICREDIT BANK, INC AND SUBSIDIARIES	29,594	18,425	11,169	60.62
18	18	CREDICORP BANK, S.A.	25,446	22,237	3,209	14.43
19	17	METROBANK, S. A.	23,091	25,551	(2,460)	(9.63)
20	-	GLOBAL BANK CORPORATION	15,086	0	15,086 (**)	100.00
21	23	BANCO FEDPA, S.A.	3,418	4,597	(1,179)	(25.65)
22	22	BANCO UNIVERSAL, S.A. BANCO AGRO-INDUSTRIAL Y COMERCIAL DE PANAMA, S. A. (BANAICO)	2,355	3,396	(1,041)	(30.65)
23	11	PANAMA, S. A. (BANAICO)	***	43,446	43,446	(100.00)
24	21	BANCO PROVINCIAL, S. A. (PROBANCO)	****	5,834	5,834	(100.00)
			US\$	<u>3,314,992</u>	<u>2,809,888</u>	

Liquid assets: cash, due from banks and negotiable securities - short term.

(*) Published figures of this bank are already included in consolidated accounts of parent bank,
Banco del Istmo, S.A. and Subsidiaries.

(**) First year of operation in 1995

(***) Bank did not publish in 1995

(****) Bank licenced canceled in 1995

COMPARATIVE ANALYSIS OF LOCAL DEPOSITS RECEIVED BY
PANAMANIAN BANKS

(ANALISIS COMPARATIVO DE DEPOSITOS LOCALES RECIBIDOS
POR LOS BANCOS PANAMEÑOS)
1995 AND 1994
(IN THOUSANDS)

RANK NUMBER 1995	RANK NUMBER 1994	BANK	LOCAL DEPOSITS 1995	LOCAL DEPOSITS 1994	VARIATION AMOUNT	VARIATION %
1	1	BANCO NACIONAL DE PANAMA	US\$ 2,247,046	2,090,425	156,621	7.49
2	2	BANCO GENERAL, S. A. AND SUBSIDIARIES	800,636	759,874	40,762	5.36
3	3	PRIMER BANCO DE AHORROS, S.A. (PRIBANCO) AND SUBSIDIARIES	663,346	584,345	79,001	13.52
4	4	BANCO DEL ISTMO, S. A. AND SUBSIDIARIES	599,451	490,365	109,086	22.25
5	5	CAJA DE AHORROS	389,938	337,523	52,415	15.53
6	6	BANCO CONTINENTAL DE PANAMA, S. A.	298,203	272,666	25,537	9.37
7	7	BANCO COMERCIAL DE PANAMA, S. A. (BANCOMER)	283,845	243,128	40,717	16.75
8	8	BANCO INTERNACIONAL DE PANAMA, S. A. (BIPAN) AND SUBSIDIARIES	185,425	168,671	16,754	9.93
9	9	BANCO PANAMERICANO, S. A. AND SUBSIDIARIES (PANABANK)	165,069	138,837	26,232	18.89
10	13	BANCO MERCANTIL DEL ISTMO, S. A.	*	*	*	*
11	11	BANCO DE LATINOAMERICA, S. A. AND SUBSIDIARIES (BANCOLAT)	140,649	118,983	21,666	18.21
12	12	MULTI CREDIT BANK, INC. AND SUBSIDIARIES	112,485	108,354	4,131	3.81
13	10	TOWERBANK INTERNATIONAL INC. AND SUBSIDIARY BANCO PANAMEÑO DE LA VIVIENDA, S. A. (BANVIVIENDA)	105,864	119,030	(13,166)	(11.06)
14	15		80,710	69,279	11,431	16.50
15	17	BANCO DISA, S. A AND SUBSIDIARIES	79,570	55,380	24,190	43.68
16	14	BANCO ALIADO, S. A.	78,275	76,396	1,879	2.46
17	16	BANCO TRASATLANTICO, S. A.	62,446	56,774	5,672	9.99
18	20	CREDICORP BANK, S.A.	56,392	33,938	22,454	66.16
19	-	GLOBAL BANK CORPORATION	37,949	0	37,949 (**)	100.00
20	18	METROBANK, S. A.	37,427	39,031	(1,604)	(4.11)
21	22	BANCO FEDPA, S.A.	21,327	4,972	16,355	328.94
22	23	BANCO UNIVERSAL, S.A. BANCO AGRO-INDUSTRIAL Y COMERCIAL DE PANAMA, S. A. (BANAICO)	6,740	4,117	2,623	63.71
23	19		***	37,415	37,415	(100.00)
24	21	BANCO PROVINCIAL, S.A. (PROBANCO)	****	18,633	18,633	(100.00)
			US\$ 6,452,793	5,809,503		

(*) Published figures of this bank are already included in consolidated accounts of parent bank,
Banco del Istmo, S.A. and Subsidiaries.

(**) First year of operation in 1995

(***) Bank did not publish in 1995

(****) Bank licenced canceled in 1995

COMPARATIVE ANALYSIS OF EQUITY
OF PANAMANIAN BANKS(ANÁLISIS COMPARATIVO DEL PATRIMONIO DE LOS
BANCOS DE CAPITAL PANAMEÑO)
1995 AND 1994
(IN THOUSANDS)

RANK NUMBER 1995	RANK NUMBER 1994	BANK	EQUITY 1995	EQUITY 1994	VARIATION AMOUNT	VARIATION %
1	1	BANCO NACIONAL DE PANAMA	US\$ 258,622	189,845	68,777	36.23
2	2	CAJA DE AHORROS	88,979	82,930	6,049	7.29
3	3	BANCO GENERAL, S. A. AND SUBSIDIARIES	85,946	73,038	12,908	17.67
4	4	BANCO DEL ISTMO S. A. AND SUBSIDIARIES	58,842	50,023	8,819	17.63
5	5	PRIMER BANCO DE AHORROS, S.A. (PRIBANCO) AND SUBSIDIARIES	43,659	38,694	4,965	12.83
6	6	BANCO CONTINENTAL DE PANAMA, S. A.	35,408	29,463	5,945	20.18
7	7	BANCO COMERCIAL DE PANAMA, S. A. (BANCOMER) BANCO INTERNACIONAL DE PANAMA, S. A.	26,050	21,952	4,098	18.67
8	8	(BIPAN) AND SUBSIDIARIES	23,942	21,106	2,836	13.44
9	10	MULTICREDIT BANK, INC AND SUBSIDIARIES	20,013	15,513	4,500	29.01
10	12	BANCO MERCANTIL DEL ISTMO, S. A.	*	*	*	*
11	13	BANCO DE LATINOAMERICA, S. A. AND SUBSIDIARIES (BANCOLAT)	17,592	11,827	5,765	48.74
12	9	TOWERBANK INTERNATIONAL INC. AND SUBSIDIARY	17,290	17,359	(69)	(0.40)
13	11	BANCO DISA, S.A. AND SUBSIDIARIES	17,132	14,803	2,329	15.73
14	14	BANCO PANAMERICANO, S. A. AND SUBSIDIARIES (PANABANK)	14,640	11,190	3,450	30.83
15	16	BANCO ALIADO, S. A.	10,019	7,282	2,737	37.59
16	17	CREDICORP BANK, S.A.	6,613	5,831	782	13.41
17	18	BANCO TRASATLANTICO, S. A. BANCO PANAMEÑO DE LA VIVIENDA, S. A.	6,519	5,315	1,204	22.65
18	19	(BANVIVIENDA)	4,639	4,416	223	5.05
19	-	GLOBAL BANK CORPORATION	4,334	0	4,334 (**)	100.00
20	20	METROBANK, S. A.	4,075	3,800	275	7.24
21	21	BANCO UNIVERSAL, S.A.	3,550	3,133	417	13.31
22	23	BANCO FEDPA, S.A. BANCO AGRO-INDUSTRIAL Y COMERCIAL DE	3,442	2,749	693	25.21
23	15	PANAMA, S. A. (BANAICO)	***	10,425	10,425	(100.00)
24	23	BANCO PROVINCIAL, S. A. (PROBANCO)	****	3,023	3,023	(100.00)
			US\$	<u>751,306</u>	<u>620,694</u>	

(*) Published figures of this bank are already included in consolidated accounts of parent bank,
Banco del Istmo, S.A. and Subsidiaries.

(**) First year of operation in 1995

(***) Bank did not publish in 1995

(****) Bank licenced canceled in 1995

LIST OF BANKS WITH GENERAL LICENCE BY TOTAL ASSETS
(LISTA DE BANCOS CON LICENCIA GENERAL
CLASIFICADOS POR TOTAL DE ACTIVOS)
DICIEMBRE 31, 1995

BANK	TOTAL ASSETS (IN THOUSANDS)
1 BANCO LATINOAMERICANO DE EXPORTACIONES, S. A. AND SUBSIDIARY	4,549,353
2 BANCO NACIONAL DE PANAMA	2,945,918
3 DEUTSCH SUDAMERIKANISCHE BANK AG.	1,665,825
4 THE BANK OF TOKYO, LTD.	1,497,284
5 BANCO DO BRASIL, S. A.	1,450,832
6 BANQUE SUDAMERIS	1,048,137
7 BANCO GENERAL, S. A. AND SUBSIDIARIES	1,032,163
8 BANCO DEL ISTMO, S.A. AND SUBSIDIARIES	859,026
9 THE CHASE MANHATTAN BANK, N. A.	782,326
10 PRIMER BANCO DE AHORROS, S. A. AND SUBSIDIARIES	748,229
11 THE DAI-ICHI KANGYO BANK, LTD	652,649
12 CAJA DE AHORROS	533,293
13 BANCO INTERNACIONAL DE COSTA RICA, S.A. AND SUBSIDIARIES	524,775
14 BANCO CONTINENTAL DE PANAMA, S. A.	443,648
15 BANCO COMERCIAL DE PANAMA, S. A. (BANCOMER)	413,612
16 BANCO DE COLOMBIA, S.A. AND SUBSIDIARIES	412,630
17 CITIBANK, N. A.	408,929
18 LLOYDS BANK Plc	377,279
19 BANCO CENTRAL HISPANOAMERICANO S. A.	375,337
20 BANCO GANADERO, S. A. AND SUBSIDIARIES	373,139
21 BANCO DE BOGOTA, S. A. AND SUBSIDIARY	349,903
22 BANCAFE (PANAMA), S. A. AND SUBSIDIARIES	342,440
23 BANCO EXTERIOR, S. A.	319,277
24 MIDLAND BANK plc	281,057
25 BANCO BILBAO VIZCAYA (PANAMA), S. A.	272,669
26 BANCO REAL, S. A.	268,706
27 BANCO INTERNACIONAL DE PANAMA, S. A. AND SUBSIDIARIES	265,653
28 BANCO COMERCIAL ANTIOQUEÑO, S. A. AND SUBSIDIARY	261,187
29 TOWERBANK INTERNATIONAL, INC. AND SUBSIDIARY	257,141
30 BANCO DE IBEROAMERICA, S. A. AND SUBSIDIARIES	244,914
31 BANCO INDUSTRIAL COLOMBIANO DE PANAMA, S. A. AND SUBSIDIARY	236,557
32 BANQUE NATIONALE DE PARIS (PANAMA), S. A. AND SUBSIDIARIES	233,089
33 THE FIRST NATIONAL BANK OF BOSTON	222,615
34 BANCO PANAMERICANO, S. A. (PANABANK) AND SUBSIDIARIES	218,729
35 BANCO DE LATINOAMERICA, S.A. (BANCOLAT) AND SUBSIDIARIES	204,716
36 BANCO MERCANTIL DEL ISTMO, S.A.	(*)
37 MULTI CREDIT BANK INC. AND SUBSIDIARIES	174,021
38 BANCO ALIADO S.A.	155,486
39 KOREA EXCHANGE BANK	152,218
40 BANCO DISA, S.A. AND SUBSIDIARIES	139,781
41 THE BANK OF NOVA SCOTIA	114,579
42 BANCO TRASATLANTICO, S. A.	102,888
43 CREDICORP BANK, S.A.	101,750
44 BANCO PANAMEÑO DE LA VIVIENDA, S.A. (BANVIVIENDA)	94,745
45 THE INTERNATIONAL COMMERCIAL BANK OF CHINA	92,199
46 BANCO CONFEDERADO DE AMERICA LATINA, S.A. (COLABANCO)	92,175
47 BANCO UNION, S.A.C.A.	74,775
48 METROBANK, S. A.	54,912
49 ABN AMRO BANK N. V.	50,350
50 BANK LEUMI LE-ISRAEL, B. M.	48,949
51 GLOBAL BANK CORPORATION	46,584
52 STATE BANK OF INDIA	44,927
53 REPUBLIC NATIONAL BANK, INC.	39,551
54 BANCO FEDPA, S.A.	28,151
55 BANK OF CHINA	27,116
56 CHASE INVESTMENT BANK (PANAMA), S. A.	25,301
57 BANCO UNIVERSAL, S.A.	10,601
58 BANCO DE LA EXPORTACION PANAMA, S.A. (BANEXPO)	8,560
59 THE SANWA BANK LIMITED	1,036
	<hr/>
	26,763,692

(*) Published figures of this bank already included consolidated accounts of parents, Banco del Istmo, S.A. and Subsidiaries

Schedule 3.1

LIST OF BANKS WITH GENERAL LICENCE BY LOCAL LOANS GRANTED
(LISTA DE BANCOS CON LICENCIA GENERAL CLASIFICADOS POR
PRESTAMOS OTORGADOS AL SECTOR LOCAL)
DECEMBER 31, 1996

BANKS	LOCAL LOANS (IN THOUSANDS)
1 BANCO NACIONAL DE PANAMA	1,142,216
2 BANCO GENERAL, S. A. AND SUBSIDIARIES	625,917
3 PRIMER BANCO DE AHORROS, S. A. AND SUBSIDIARIES	488,896
4 BANCO DEL ISTMO, S.A. AND SUBSIDIARIES	484,886
5 THE CHASE MANHATTAN BANK, N. A.	353,050
6 CAJA DE AHORROS	349,457
7 BANCO CONTINENTAL DE PANAMA, S. A.	268,269
8 BANCO COMERCIAL DE PANAMA, S. A. (BANCOMER)	266,639
9 CITIBANK, N. A.	257,715
10 BANCO EXTERIOR, S. A.	183,689
11 BANCO DE IBEROAMERICA, S. A. AND SUBSIDIARIES	182,972
12 BANCO INTERNACIONAL DE PANAMA, S. A. AND SUBSIDIARIES	161,089
13 MULTI CREDIT BANK INC. AND SUBSIDIARIES	140,324
14 MIDLAND BANK plc	137,578
15 BANCO DE LATINOAMERICA, S.A. (BANCOLAT) AND SUBSIDIARIES	135,450
16 BANCO PANAMERICANO, S. A. (PANABANK) AND SUBSIDIARIES	131,241
17 BANQUE NATIONALE DE PARIS (PANAMA), S. A. AND SUBSIDIARIES	131,034
18 TOWERBANK INTERNATIONAL, INC. AND SUBSIDIARY	129,380
19 THE FIRST NATIONAL BANK OF BOSTON	122,121
20 BANCO MERCANTIL DEL ISTMO, S.A.	(*)
21 BANCO BILBAO VIZCAYA (PANAMA), S. A.	97,178
22 BANCO ALIADO S.A.	82,388
23 LLOYDS BANK Plc	80,006
24 BANCO CENTRAL HISPANOAMERICANO S. A.	76,959
25 THE BANK OF NOVA SCOTIA	73,161
26 CREDICORP BANK, S.A.	72,892
27 BANCO DISA, S.A. AND SUBSIDIARIES	71,991
28 THE INTERNATIONAL COMMERCIAL BANK OF CHINA	68,123
29 BANCAFE (PANAMA), S. A. AND SUBSIDIARIES	60,755
30 KOREA EXCHANGE BANK	59,364
31 BANCO PANAMEÑO DE LA VIVIENDA, S.A. (BANVIVIENDA)	54,897
32 BANCO CONFEDERADO DE AMERICA LATINA, S.A. (COLABANCO)	51,795
33 BANCO TRASATLANTICO, S. A.	49,850
34 DEUTSCH SUDAMERIKANISCHE BANK AG.	42,427
35 BANCO DO BRASIL, S. A.	37,750
36 BANK LEUMI LE-ISRAEL, B. M.	36,244
37 STATE BANK OF INDIA	35,688
38 ABN AMRO BANK N. V.	33,991
39 THE BANK OF TOKYO, LTD.	31,824
40 GLOBAL BANK CORPORATION	29,466
41 METROBANK, S. A.	28,492
42 BANCO INTERNACIONAL DE COSTA RICA, S.A. AND SUBSIDIARIES	25,007
43 BANCO FEDPA, S.A.	22,609
44 BANQUE SUDAMERIS	15,480
45 THE DAI-ICHI KANGYO BANK, LTD	13,830
46 BANCO DE BOGOTA, S. A. AND SUBSIDIARY	13,382
47 REPUBLIC NATIONAL BANK, INC.	9,738
48 BANCO LATINOAMERICANO DE EXPORTACIONES, S. A. AND SUBSIDIARY	7,066
49 BANCO UNIVERSAL, S.A.	6,554
50 BANCO REAL, S. A.	3,996
51 BANCO INDUSTRIAL COLOMBIANO DE PANAMA, S. A. AND SUBSIDIARY	3,495
52 BANCO DE LA EXPORTACION PANAMA, S.A. (BANEXPO)	2,863
53 BANCO GANADERO, S. A. AND SUBSIDIARIES	1,997
54 BANCO COMERCIAL ANTIOQUEÑO, S. A. AND SUBSIDIARY	1,824
55 BANCO DE COLOMBIA, S.A. AND SUBSIDIARIES	1,776
56 CHASE INVESTMENT BANK (PANAMA), S. A.	482
57 BANCO UNION, S.A.C.A.	147
58 BANK OF CHINA	100
59 THE SANWA BANK LIMITED	0
	<hr/>
	6,997,510

(*) Published figures of this bank already included consolidated accounts of parents, Banco del Istmo, S.A. and Subsidiaries

LIST OF BANKS WITH GENERAL LICENCE BY LOCAL DEPOSITS RECEIVED
(LISTA DE BANCOS CON LICENCIA GENERAL CLASIFICADOS
POR DEPOSITOS RECIBIDOS DEL SECTOR LOCAL)
DECEMBER 31, 1995

BANKS	LOCAL DEPOSITS RECEIVED (IN THOUSANDS)
1 BANCO NACIONAL DE PANAMA	2,247,046
2 BANCO GENERAL, S. A. AND SUBSIDIARIES	800,636
3 PRIMER BANCO DE AHORROS, S. A. AND SUBSIDIARIES	663,346
4 BANCO DEL ISTMO, S.A. AND SUBSIDIARIES	599,451
5 THE CHASE MANHATTAN BANK, N. A.	493,333
6 CAJA DE AHORROS	389,938
7 CITIBANK, N. A.	340,802
8 BANCO CONTINENTAL DE PANAMA, S. A.	298,203
9 BANCO COMERCIAL DE PANAMA, S. A. (BANCOMER)	283,845
10 MIDLAND BANK plc	238,474
11 BANCO LATINOAMERICANO DE EXPORTACIONES, S. A. AND SUBSIDIARY	225,899
12 BANCO REAL, S. A.	191,173
13 BANCO INTERNACIONAL DE PANAMA, S. A. AND SUBSIDIARIES	185,425
14 BANCO DO BRASIL, S. A.	169,898
15 BANCO PANAMERICANO, S. A. (PANABANK) AND SUBSIDIARIES	165,069
16 LLOYDS BANK Plc	160,664
17 BANCO DE LATINOAMERICA, S.A. (BANCOLAT) AND SUBSIDIARIES	140,649
18 DEUTSCH SUDAMERIKANISCHE BANK AG.	140,538
19 BANCO EXTERIOR, S. A.	133,678
20 THE BANK OF TOKYO, LTD.	129,826
21 BANCO DE IBEROAMERICA, S. A. AND SUBSIDIARIES	112,843
22 MULTI CREDIT BANK INC. AND SUBSIDIARIES	112,485
23 TOWERBANK INTERNATIONAL, INC. AND SUBSIDIARY	105,864
24 BANCO MERCANTIL DEL ISTMO, S.A.	(*)
25 BANQUE NATIONALE DE PARIS (PANAMA), S. A. AND SUBSIDIARIES	95,807
26 THE FIRST NATIONAL BANK OF BOSTON	91,402
27 BANCO PANAMEÑO DE LA VIVIENDA, S.A. (BANVIVIENDA)	80,710
28 BANCO DISA, S.A. AND SUBSIDIARIES	79,570
29 BANCO CONFEDERADO DE AMERICA LATINA, S.A. (COLABANCO)	79,096
30 BANCO ALIADO S.A.	78,275
31 BANCO TRASATLANTICO, S. A.	62,446
32 CREDICORP BANK, S.A.	56,392
33 BANCO BILBAO VIZCAYA (PANAMA), S. A.	47,810
34 BANCO CENTRAL HISPANOAMERICANO S. A.	41,649
35 BANCAFE (PANAMA), S. A. AND SUBSIDIARIES	38,346
36 GLOBAL BANK CORPORATION	37,949
37 THE INTERNATIONAL COMMERCIAL BANK OF CHINA	37,454
38 METROBANK, S. A.	37,427
39 BANK LEUMI LE-ISRAEL, B. M.	31,177
40 BANQUE SUDAMERIS	30,223
41 BANCO INTERNACIONAL DE COSTA RICA, S.A. AND SUBSIDIARIES	29,459
42 STATE BANK OF INDIA	28,947
43 BANCO GANADERO, S. A. AND SUBSIDIARIES	25,894
44 BANCO INDUSTRIAL COLOMBIANO DE PANAMA, S. A. AND SUBSIDIARY	25,064
45 CHASE INVESTMENT BANK (PANAMA), S. A.	24,110
46 ABN AMRO BANK N. V.	22,348
47 BANCO FEDPA, S.A.	21,327
48 THE BANK OF NOVA SCOTIA	16,941
49 KOREA EXCHANGE BANK	14,566
50 BANK OF CHINA	10,634
51 BANCO DE COLOMBIA, S.A. AND SUBSIDIARIES	9,849
52 BANCO UNIVERSAL, S.A.	6,740
53 THE DAI-ICHI KANGYO BANK, LTD	6,620
54 BANCO DE BOGOTA, S. A. AND SUBSIDIARY	3,947
55 REPUBLIC NATIONAL BANK, INC.	2,864
56 BANCO COMERCIAL ANTIOQUEÑO, S. A. AND SUBSIDIARY	2,795
57 BANCO DE LA EXPORTACION PANAMA, S.A. (BANEXPO)	1,646
58 BANCO UNION, S.A.C.A.	37
59 THE SANWA BANK LIMITED	0
	<hr/>
	9,508,606

(*) Published figures of this bank already included consolidated accounts of parents, Banco del Istmo, S.A. and Subsidiaries

BALANCES SHEETS OF BANKS OPERATING IN PANAMA
Index to Balance Sheets
As of December 31, 1995 and 1994

Name of Bank	Rank Number - By Total Assets					
	Both Licences		General Licence		International Licence	
	1995	1994	1995	1994	1995	1994
General Licence:						
ABN AMRO Bank, N.V.	65	70	49	51		
Banco Agro-Industrial y Comercial de Panamá, S. A. (BANAICO)	***	48	***	38		
Banco Aliado, S. A.	48	51	38	41		
Banco Bilbao Viscaya (Panamá), S. A.	33	35	25	28		
Bancafé (Panamá), S. A. and Subsidiaries (Antes Banco Cafetero (Panamá), S.A.)	28	22	22	16		
Banco Central Hispanoamericano, S. A.	25	28	19	22		
Banco Comercial Antioqueño, S. A. (BANCOQUIA) and Subsidiary	37	34	28	27		
Banco Confederado de América Latina, S. A. (COLABANCO)	59	71	46	52		
Banco Comercial de Panamá, S. A. (BANCOMER)	21	24	15	18		
Banco Consolidado (Panamá), S. A.	*	***	*	***		
Banco Continental de Panamá, S. A.	20	21	14	15		
Banco de Bogotá, S. A. and Subsidiary	27	25	21	19		
Banco de Colombia, S. A. and Subsidiaries	22	18	16	13		
Banco de Iberoamérica, S. A. and Subsidiaries	39	29	30	23		
Banco de Latinoamérica, S. A. (BANCOLAT) and Subsidiaries	44	46	35	36		
Banco del Istmo, S. A. and Subsidiaries	10	11	8	9		
Banco de la Exportación, S.A.	80	***	58	***		
Banco DISA., S. A. and Subsidiaries	50	54	40	42		
Banco Do Brasil, S. A.	6	3	5	3		
Banco Exterior, S. A.	31	26	23	20		
Banco Fedpa, S.A.	72	79	54	56		
Banco Ganadero, S. A. and Subsidiaries	26	32	20	25		
Banco General, S. A. and Subsidiaries	9	7	7	6		
Banco Industrial Colombiano de Panamá, S. A. (BIC) and Subsidiary	40	42	31	33		
Banco Internacional de Costa Rica, S. A. (BICSA) and Subsidiaries	18	17	13	12		
Banco Internacional de Panamá, S. A. (BIPAN) and Subsidiaries	36	39	27	31		

Rank Number - By Total Assets

Name of Bank	Both Licences		General Licence		International Licence	
	1995	1994	1995	1994	1995	1994
General Licence:						
Banco Latinoamericano de Exportaciones, S. A. (BLADEX) and Subsidiary	1	1	1	1		
Banco Mercantil del Istmo, S. A.	45	45	36	35		
Banco Nacional de Panamá	2	2	2	2		
Banco Panameño de la Vivienda, S. A. (BANVIVIENDA)	56	59	44	45		
Banco Panamericano, S. A. and Subsidiaries (PANABANK)	43	44	34	34		
Banco Provincial, S. A. (PROBANCO)	*	73	*	53		
Banco Real, S. A.	35	37	26	29		
Banco Trasatlántico, S. A.	54	56	42	44		
Banco Unión, S.A. C.A.	61	50	47	40		
Banco Universal, S.A.	79	80	57	57		
Bank of China	73	76	55	54		
Bank Leumi Le-Israel, B. M.	67	67	50	48		
Banque Nationale de Paris (Panamá), S. A. and Subsidiaries	41	33	32	26		
Banque Sudameris	8	8	6	7		
Caja de Ahorros	17	19	12	14		
Chase Investment Bank (Panamá), S. A.	75	78	56	55		
Citibank, N. A.	23	23	17	17		
Citicorp International Bank, S. A. Panamá (CIBSA)	*	***	*	***		
Credicorp Bank, S.A.	55	68	43	49		
Deutsch-Sudamerikanische Bank, AG	4	4	3	4		
Global Bank Corporation	68	***	51	***		
Korea Exchange Bank	49	49	39	39		
Lloyds Bank P. L. C.	24	31	18	24		
Multi Credit Bank, Inc. and Subsidiaries	46	47	37	37		
Merchants National Bank	***	***	***	***		
Metrobank, S. A.	63	69	48	50		
Midland Bank plc	32	-	24	-		
Primer Banco de Ahorros, S. A. (PRIBANCO) and Subsidiaries	12	15	10	11		
Republic National Bank, Inc.	70	***	53	***		
State Bank of India	69	65	52	47		
The Bank of Nova Scotia	52	62	41	46		
The Bank of Tokyo, Ltd.	5	6	4	5		
The Chase Manhattan Bank, N. A.	11	13	9	10		
The Dai Ichi Kangyo Bank, Ltd.	14	9	11	8		
The First National Bank of Boston	42	40	33	32		

Name of Bank	Rank Number - By Total Total Assets					
	Both Licences		General Licence		International Licence	
	1995	1994	1995	1994	1995	1994

General Licence:

The HongKong and Shanghai Banking Corporation Limited	*	27	*	21		
The International Commercial Bank of China	58	55	45	43		
The Sanwa Bank Limited	84	83	59	58		
Towerbank International, Inc. and Subsidiary	38	38	29	30		

International Licence:

Adela International Financing Company, S.A.	85	84			26	26
Austrobank Overseas (Panamá), S.A.	**	-			**	-
Atlantic Security Bank	78	77			22	23
Banaprest, S. A.	***	74			***	21
Banco Alemán Platina, S.A.	34	36			9	8
Banco de la Nación Argentina	7	16			2	5
Banco de la Provincia de Buenos Aires	19	14			6	4
Banco de Occidente (Panamá), S. A.	53	52			12	11
Banco de Santa Cruz de la Sierra (Panamá), S. A.	57	58			13	14
Banco del Centro, S. A.	64	53			16	12
Banco del Pacifico (Panamá), S.A. and Subsidiaries	30	30			8	7
Banco La Seguridad, S. A.	*	***			*	***
Banco Mercantil S. A. C. A. S.A.I.C.A.	77	72			21	20
Banco Andino (Panamá), S.A. (Antes Banco Popular del Ecuador (Panamá), S.A.	29	41			7	9
Banco Popular Dominicano (Panamá), S. A.	60	60			14	15
Banco Progreso Internacional Panamá, S. A.	****	***			****	***
Bancrédito (Panamá), S. A.	76	75			20	22
Banesco Internacional, (Panamá) S. A.	74	63			19	17
Bank of Commerce and Finance, Inc.	66	61			17	16
Banque Nationale de Paris	16	10			5	2
Banrep (Panamá), S. A.	****	***			****	***
Centrobanco Hispano (Panamá), S. A.	62	64			15	18
Commerce Overseas Bank, S.A. and Subsidiaries	51	57			11	13
Credit Lyonnais	13	12			3	3
Discount Bank and Trust Company	47	43			10	10
Hongkong Bank (Bahamas) Limited	71	66			18	19
International Union Bank, S. A.	83	81			25	24
Mitsubishi Bank (Panamá), S. A.	81	82			23	25
Societe Generale	15	20			6	6
Swiss Bank Corporation (Overseas), S. A.	3	5			1	1

Rank Number - By Total Assets

	Both Licences		General Licence		International Licence	
--	------------------	--	--------------------	--	--------------------------	--

Name of Bank	1995	1994	1995	1994	1995	1994
--------------	------	------	------	------	------	------

International Licence:

Banco Agrícola de El Salvador, S.A.	82	-			24	-
-------------------------------------	----	---	--	--	----	---

- * Licence cancelled during 1995
- ** Licence granted during 1995
- *** Not published (Most of these banks were granted a licence during the year 1995)
- **** In the process of closing business

BALANCE SHEETS OF BANKS OPERATING IN PANAMA - 1995
(BALANCES DE SITUACION DE BANCOS QUE OPERAN EN PANAMA-1995)

Explanation Notes

- A. Off-shore banking (International licence)
- B. Panama Government Bank
- C. Figures as of March 31, 1995
- D. Figures as of June 30, 1995
- E. Figures as of August 31, 1995
- F. Figures as of October 31, 1995
- G. Figures as of November 30, 1995
- H. Figures include the accounts of subsidiary bank, Banco Mercantil del Istmo, S.A. which operates under a General Licence.
- I. Published figures of this bank are already included in consolidated accounts of parent bank, Banco del Istmo, S.A. and Subsidiaries.

ASSETS	ACTIVOS	1991	1992	1993	1994	1995	BANCO LATINOAMERICANO DE EXPORTACIONES, S. A. AND SUBSIDIARY		BANCO NACIONAL DE PANAMA		
							%	%	%	%	
Cash and cash items	Efectivo y Efectos de caja	US\$ 256,050	240,674	257,873	329,260	355,680	8.02%	336	73.20%	123,078	1.34%
Due from banks and financial entities:	Depósitos en bancos e instituciones financieras										
Demand deposits:	Depósitos a la vista										
Local	Local	191,046	155,040	175,466	218,111	228,714	4.86%	53	112.00%	6,001	(62.72%)
Foreign	Extranjero	374,459	300,170	466,954	340,873	460,740	35.16%	1,500	28.64%	101,462	179.35%
Time deposits:	Depósitos a plazo										
Local	Local	840,374	971,942	1,215,963	1,514,459	1,856,673	22.60%	0	0.00%	899,420	30.18%
Foreign	Extranjero	3,939,008	4,894,273	4,506,650	6,865,298	6,235,740	(9.17%)	259,900	8.97%	585,000	4.76%
Certificates of deposit	Certificados de depósitos	101	0	0	8,869	0	(100.00%)	0	0.00%	0	0.00%
		5,344,988	6,321,425	6,365,033	8,947,610	8,781,867	(1.85%)	261,453	9.08%	1,591,883	22.29%
Negotiable securities - short term	Valores negociables - corto plazo				277,274	297,782	7.40%	44,856	(5.88%)	0	0.00%
Loans:	Préstamos										
Local	Local	4,266,636	5,012,198	5,749,109	6,397,449	7,027,803	9.85%	7,066	1002.34%	1,142,216	(2.06%)
Foreign	Extranjero	7,906,132	9,094,719	11,059,044	12,505,224	14,664,936	17.27%	4,244,514	13.74%	25	0.00%
		12,172,768	14,106,917	16,808,153	18,902,673	21,692,739	14.76%	4,251,580	13.91%	1,142,241	(2.06%)
Less:	Menos:										
Provision for uncollectible loans	Reserva para posibles pérdidas sobre préstamos	307,026	298,007	321,804	287,619	297,037	3.27%	79,634	20.13%	19,820	(18.64%)
Unearned interest	Intereses descontados no ganados	21,312	23,585	25,116	49,697	62,947	26.66%	32,740	54.18%	95	(55.19%)
		11,844,430	13,785,325	16,461,233	18,565,357	21,332,755	14.91%	4,139,206	13.57%	1,122,326	(1.70%)
Equipment for leasing	Equipo para arrendamiento financiero	0	0	62,787	87,038	108,641	24.82%	0	0.00%	0	0.00%
Other Investment Securities	Otras Inversiones	1,617,429	1,664,153	2,517,281	2,210,535	1,891,339	(14.44%)	0	0.00%	43,198	1.98%
Federal funds sold	Fondos federales vendidos	0	3,500	21,550	1,200	0	(100.00%)	0	0.00%	0	0.00%
Other assets:	Otros activos:										
Premises and equipment	Propiedad, mobiliario y equipo	185,430	199,920	251,345	229,456	223,891	(2.43%)	4,290	6.27%	24,456	1.44%
Various debtors	Deudores varios	1,215,649	1,182,566	644,026	700,976	684,825	(2.30%)	91,565	17.85%	38,233	22.37%
Other	Otros	90,463	124,627	77,154	369,105	139,912	(62.09%)	7,847	(9.96%)	2,744	58.53%
		1,491,542	1,507,113	972,525	1,299,537	1,048,628	(19.31%)	103,502	14.71%	65,433	14.59%
Total assets	Total activo	US\$ 20,554,430	23,522,190	26,656,262	31,717,811	33,816,892	8.62%	4,549,353	13.10%	2,945,918	10.57%
LIABILITIES AND CAPITAL	PASIVO Y CAPITAL										
Due to depositors:	Depósitos										
Demand deposits:	A la vista										
Local	Local	1,799,595	1,770,819	1,844,198	1,995,403	2,040,448	2.26%	5,169	84.41%	1,214,702	0.80%
Foreign	Extranjero	675,849	841,185	923,273	894,163	959,789	7.34%	112,282	25.02%	27,956	10.59%
Saving deposits	Ahorros	617,139	763,784	912,303	988,931	1,016,577	2.80%	0	0.00%	90,970	14.22%
Time deposits:	Depósito a plazo										
Local	Local	2,909,747	3,812,050	4,738,744	5,700,202	6,452,459	13.20%	220,730	19.25%	941,374	16.83%
Foreign	Extranjero	11,321,154	12,551,794	13,610,421	16,247,144	16,405,249	0.97%	1,159,617	(2.97%)	14,643	13.15%
Certificates of deposits	Certificado de depósitos	18,033	8,664	837	378	298	(21.16%)	0	0.00%	57	0.00%
Restrictive deposits	Depósitos restringidos	34,224	43,032	156,285	130,780	126,107	(3.57%)	0	0.00%	44,596	(3.15%)
		17,375,741	19,791,328	22,186,061	25,957,001	27,000,927	4.02%	1,497,798	1.69%	2,334,298	7.34%
Obligations	Obligaciones	1,307,950	1,492,552	2,173,718	3,102,227	3,733,858	20.36%	2,533,261	20.31%	304,520	20.52%
Other liabilities and reserves:	Otros pasivos y reservas										
Various creditors	Acreedores varios	752,331	829,453	667,415	728,623	674,359	(7.45%)	68,235	25.94%	46,708	4.87%
Reserves	Reservas	32,717	3,181	0	521	679	30.33%	0	0.00%	0	0.00%
Other liabilities	Otros pasivos	110,141	150,709	96,305	101,223	310,069	206.32%	3,165	(0.53%)	1,770	(31.37%)
		895,189	983,343	763,720	830,367	985,107	18.64%	71,400	24.47%	48,478	2.88%
Redeemable preferred stock	Acciones preferidas redimibles	14,837	17,245	17,245	17,245	18,745	8.70%	17,245	0.00%	0	0.00%
Capital and capital reserves:	Capital y Reservas de Capital										
Capital	Capital	714,117	832,911	928,826	1,131,068	1,229,962	8.74%	270,816	0.40%	185,000	23.33%
Subordinated notes	Deudas subordinadas	3,158	3,158	3,158	3,158	0	(100.00%)	0	0.00%	0	0.00%
Capital reserves	Reservas de capital	122,849	152,938	198,258	195,203	262,919	34.69%	74,900	66.82%	73,622	84.77%
Unrealized loss on securities	Pérdida no realizada en inversiones	(376)	(498)	(317)	(1,726)	480	(127.81%)	218	100.00%	0	0.00%
Equity adjustment from foreign currency translation	Ajuste patrimonial por traducción de moneda extranjera	1,046	0	0	0	(334)	(100.00%)	0	0.00%	0	0.00%
Retained earnings	Utilidades retenidas	119,928	249,213	387,613	483,268	585,028	21.06%	83,715	52.92%	0	0.00%
		960,722	1,237,722	1,517,538	1,810,971	2,078,055	14.75%	429,649	16.32%	258,622	36.23%
Total liabilities and capital	Total pasivo y capital	US\$ 20,554,430	23,522,190	26,656,262	31,717,811	33,816,892	8.62%	4,549,353	13.10%	2,945,918	10.57%

AL 31 DE DICIEMBRE DE 1995

3-A

4

5-C

6

7-A

Schedule 4

ASSETS	ACTIVOS	SWISS BANK CORPORATION (OVERSEAS), S. A	%	DEUTSCH SUDAMERIKANISCHE BANK AG.	%	THE BANK OF TOKYO, LTD.	%	BANCO DO BRASIL, S. A	%	BANCO DE LA NACION ARGENTINA	%	BANQUE SUDAMERIS	%
Cash and cash items	Efectivo y Efectos de caja	US\$ 442	59.57%	706	(1.26%)	265	(18.71%)	1,207	(22.33%)	40	(31.03%)	732	(42.45%)
Due from banks and financial entities:	Depósitos en bancos e instituciones financieras												
Demand deposits:	Depósitos a la vista												
Local	Local	0	0.00%	570	23.64%	10,082	32.34%	759	(34.46%)	126	9.57%	210	337.50%
Foreign	Extranjero	4,710	(51.65%)	3,623	41.86%	13,556	497.97%	1,815	(7.96%)	215	61.65%	6,396	(18.31%)
Time deposits:	Depósitos a plazo												
Local	Local	0	0.00%	13,862	9801.43%	20,500	173.33%	82,000	35.96%	0	(100.00%)	20,120	16666.67%
Foreign	Extranjero	940,272	17.25%	40,000	(44.50%)	838,905	62.65%	74,604	(94.04%)	18,791	24.83%	535,994	149.69%
Certificates of deposit	Certificados de depósitos	0	0.00%	0	0.00%	0	0.00%	0	0.00%	0	0.00%	0	0.00%
		944,982	16.42%	58,055	(22.82%)	883,043	65.62%	159,178	(67.90%)	19,132	10.58%	562,720	152.72%
Negotiable securities - short term	Valores negociables - corto plazo	132	(7.69%)	0	0.00%	0	0.00%	0	0.00%	0	0.00%	0	0.00%
Loans:	Préstamos												
Local	Local	0	0.00%	42,427	(52.32%)	31,824	(5.26%)	37,750	40.43%	0	0.00%	15,480	(11.31%)
Foreign	Extranjero	803,565	115.82%	993,308	17.30%	583,293	36.96%	1,242,341	17.15%	698,642	417.46%	411,042	29.48%
		803,565	115.82%	1,035,735	10.68%	595,117	33.77%	1,280,091	17.73%	698,642	417.46%	426,522	27.35%
Less:	Menos:												
Provision for uncollectible loans	Reserva para posibles pérdidas sobre préstamos	4,200	(22.77%)	7,204	(15.10%)	910	6.43%	1,780	(15.36%)	0	0.00%	490	(17.23%)
Unearned interest	Intereses descontados no ganados	0	0.00%	1,015	(0.20%)	70	(82.72%)	1	(99.66%)	0	0.00%	205	925.00%
		799,365	117.87%	1,027,516	10.93%	594,137	33.93%	1,278,310	17.82%	698,642	417.46%	425,827	27.38%
Equipment for leasing	Equipo para arrendamiento financiero	0	0.00%	0	0.00%	0	0.00%	0	0.00%	0	0.00%	0	0.00%
Other Investment Securities	Otras Inversiones	0	0.00%	558,770	(6.14%)	500	0.00%	0	(100.00%)	438,560	0.00%	42,608	(81.84%)
Federal funds sold	Fondos federales vendidos	0	0.00%	0	0.00%	0	0.00%	0	0.00%	0	0.00%	0	0.00%
Other assets:	Otros activos:												
Premises and equipment	Propiedad, mobiliario y equipo	415	(34.85%)	3,835	17.78%	347	(1.70%)	888	(4.10%)	822	(4.97%)	2,800	(5.18%)
Various debtors	Deudores varios	4,756	(25.20%)	16,851	16.29%	16,439	95.03%	11,249	(28.84%)	13,216	(29.27%)	13,214	63.38%
Other	Otros	395	201.53%	92	(99.96%)	2,553	17.65%	0	(100.00%)	9	0.00%	236	28.26%
		5,566	(21.89%)	20,778	(91.67%)	19,339	76.58%	12,137	(29.02%)	14,047	(28.18%)	16,250	44.77%
Total assets	Total activo	US\$ 1,750,487	47.58%	1,688,828	(9.61%)	1,497,284	51.46%	1,450,832	(40.06%)	1,170,421	91.72%	1,048,137	30.56%
LIABILITIES AND CAPITAL	PASIVO Y CAPITAL												
Due to depositors:	Depósitos												
Demand deposits:	A la vista												
Local	Local	0	0.00%	4,072	(10.60%)	20,228	261.60%	4,042	31.06%	0	0.00%	2,985	(16.46%)
Foreign	Extranjero	23,047	(11.01%)	24,757	19.41%	11,038	(42.49%)	2,149	(83.28%)	1,539	(74.44%)	26,659	144.47%
Saving deposits	Ahorros	0	0.00%	903	(39.19%)	2,352	(1.96%)	0	0.00%	0	0.00%	319	(40.15%)
Time deposits:	Depósito a plazo												
Local	Local	0	0.00%	135,563	7.73%	107,246	(0.79%)	165,856	36.93%	0	0.00%	26,919	(22.61%)
Foreign	Extranjero	1,703,831	51.11%	1,184,062	(25.16%)	1,332,481	60.92%	1,174,634	(48.27%)	1,121,902	95.07%	964,924	31.45%
Certificates of deposits	Certificado de depósitos	0	0.00%	0	0.00%	0	0.00%	0	0.00%	0	0.00%	0	0.00%
Restrictive deposits	Depósitos restringidos	0	0.00%	80,262	(3.73%)	0	0.00%	0	0.00%	0	0.00%	0	0.00%
		1,726,878	49.72%	1,429,619	(21.37%)	1,473,345	52.94%	1,346,681	(42.04%)	1,123,441	93.31%	1,021,806	30.35%
Obligations	Obligaciones	0	0.00%	0	0.00%	0	(100.00%)	0	0.00%	13,000	100.00%	0	(100.00%)
Other liabilities and reserves:	Otros pasivos y reservas												
Various creditors	Acreedores varios	5,509	(12.50%)	8,851	(36.05%)	16,510	83.06%	10,371	(20.21%)	6,212	1.87%	8,496	29.33%
Reserves	Reservas	0	0.00%	0	0.00%	0	0.00%	0	0.00%	0	0.00%	0	0.00%
Other liabilities	Otros pasivos	2,996	70.03%	212,355	100.00%	0	0.00%	9,181	(3.40%)	0	0.00%	14,835	41.18%
		8,505	5.55%	221,206	1498.31%	16,510	83.06%	19,552	(13.11%)	6,212	1.87%	23,331	36.62%
Redeemable preferred stock	Acciones preferidas redimibles	0	0.00%	0	0.00%	0	0.00%	0	0.00%	0	0.00%	0	0.00%
Capital and capital reserves:	Capital y Reservas de Capital												
Capital	Capital	6,000	0.00%	15,000	0.00%	2,200	0.00%	1,000	0.00%	1,000	0.00%	1,000	0.00%
Subordinated notes	Deudas subordinadas	0	0.00%	0	0.00%	0	0.00%	0	0.00%	0	0.00%	0	0.00%
Capital reserves	Reservas de capital	0	0.00%	0	0.00%	0	0.00%	1,000	0.00%	0	0.00%	2,000	0.00%
Unrealized loss on securities	Pérdida no realizada en inversiones	0	0.00%	0	0.00%	0	0.00%	0	0.00%	0	0.00%	0	0.00%
Equity adjustment from foreign currency translation	Ajuste patrimonial por traducción de moneda extranjera	0	0.00%	0	0.00%	0	0.00%	0	0.00%	0	0.00%	0	0.00%
Retained earnings	Utilidades retenidas	9,104	(51.15%)	0	0.00%	5,229	15.30%	82,599	13.89%	26,768	20.37%	0	0.00%
		15,104	(38.70%)	15,000	0.00%	7,429	10.30%	84,599	13.52%	27,768	19.49%	3,000	0.00%
Total liabilities and capital	Total pasivo y capital	US\$ 1,750,487	47.58%	1,688,828	(9.61%)	1,497,284	51.46%	1,450,832	(40.06%)	1,170,421	91.72%	1,048,137	30.56%

		9	10-H		11		12		13-A		14-C		
		BANCO GENERAL, S. A. AND SUBSIDIARIES		BANCO DEL ISTMO, S. A. AND SUBSIDIARIES		THE CHASE MANHATTAN BANK, N. A.		PRIMER BANCO DE AHORROS, S. A. AND SUBSIDIARIES		CREDIT LYONNAIS		THE DAI-ICHI KANGYO BANK, LTD	
ASSETS	ACTIVOS	US\$	%	US\$	%	US\$	%	US\$	%	US\$	%	US\$	%
Cash and cash items	Efectivo y Efectos de caja	28,312	2.33%	10,108	7.27%	19,601	46.01%	18,179	8.71%	0	0.00%	143	(3.38%)
Due from banks and financial entities:	Depósitos en bancos e instituciones financieras												
Demand deposits:	Depósitos a la vista												
Local	Local	10,400	(10.31%)	23,761	18.35%	10,831	134.74%	5,363	(34.09%)	537	842.11%	1,116	139.48%
Foreign	Extranjero	4,655	159.62%	11,599	54.86%	16,700	55.94%	1,843	9.25%	1,618	(28.28%)	60	328.57%
Time deposits:	Depósitos a plazo												
Local	Local	49,899	8.00%	44,864	(17.83%)	30,010	121.89%	45,706	(21.24%)	0	0.00%	768	(45.61%)
Foreign	Extranjero	209,800	0.05%	95,948	31.03%	324,000	7.28%	86,319	161.55%	99,758	(9.82%)	22,232	396.69%
Certificates of deposit	Certificados de depósitos		0.00%	0	0.00%	0	0.00%	0	0.00%	0	0.00%	0	0.00%
		274,754	2.03%	176,172	13.37%	381,541	15.32%	139,231	38.04%	101,913	(9.76%)	24,176	279.65%
Negotiable securities - short term	Valores negociables - corto plazo	12,989	15.93%	56,526	36.22%	0	0.00%	0	0.00%	11,536	(50.62%)	29,396	18.47%
Loans:	Préstamos												
Local	Local	625,917	12.92%	484,886	11.32%	353,050	2.03%	488,896	16.33%	0	0.00%	13,830	(9.00%)
Foreign	Extranjero	0	0.00%	65,699	23.92%	231	(96.23%)	4,000	33.33%	530,408	(11.37%)	578,229	(21.75%)
		625,917	12.92%	550,585	12.69%	353,281	0.32%	492,896	16.45%	530,408	(11.37%)	592,059	(21.50%)
Less:	Menos:												
Provision for uncollectible loans	Reserva para posibles pérdidas sobre préstamos	6,323	12.57%	5,627	39.45%	0	0.00%	2,278	34.08%	6,290	(11.07%)	28	3.70%
Unearned interest	Intereses descontados no ganados	381	(7.30%)	1,436	223.42%	2,751	7.92%	0	0.00%	0	0.00%	5	(28.57%)
		619,213	12.94%	543,522	12.27%	350,530	0.26%	490,618	16.38%	524,118	(11.38%)	592,026	(21.50%)
Equipment for leasing	Equipo para arrendamiento financiero	4,721	(11.97%)	0	0.00%	0	0.00%	14,548	100.00%	0	0.00%	0	0.00%
Other Investment Securities	Otras Inversiones	53,462	6.35%	0	0.00%	2,035	(66.12%)	59,772	(25.80%)	19,479	119.04%	0	0.00%
Federal funds sold	Fondos federales vendidos	0	0.00%	0	0.00%	0	0.00%	0	0.00%	0	0.00%	0	0.00%
Other assets:	Otros activos:												
Premises and equipment	Propiedad, mobiliario y equipo	19,668	(2.74%)	20,607	(33.12%)	15,694	(7.44%)	12,370	7.96%	10	(98.90%)	44	(18.52%)
Various debtors	Deudores varios	11,681	(3.33%)	44,814	13.55%	7,490	(44.86%)	10,234	49.45%	10,066	5.27%	6,840	83.08%
Other	Otros	7,363	21.16%	7,277	22.51%	5,435	(2.23%)	3,277	(79.69%)	41	0.00%	24	41.18%
		38,712	0.86%	72,698	(4.62%)	28,619	(20.72%)	25,881	(24.86%)	10,117	(3.76%)	6,908	81.46%
Total Assets	Total activo	1,032,163	8.60%	859,026	12.05%	762,326	6.30%	746,229	14.36%	667,163	(10.70%)	652,640	(17.31%)
LIABILITIES AND CAPITAL	PASIVO Y CAPITAL												
Due to depositors:	Depósitos												
Demand deposits:	A la vista												
Local	Local	77,617	5.62%	77,293	0.98%	100,136	6.26%	43,707	15.52%	0	0.00%	1,220	8.93%
Foreign	Extranjero	1,010	(28.92%)	15,752	(9.54%)	3,270	13.70%	18	(10.00%)	47,842	20.73%	2,278	512.37%
Saving deposits	Ahorros	181,416	(5.86%)	75,068	39.38%	147,263	(4.78%)	91,362	(2.11%)	0	0.00%	196	37.06%
Time deposits:	Depósito a plazo												
Local	Local	541,603	9.71%	447,090	24.21%	245,934	27.28%	528,277	16.57%	0	0.00%	5,204	(17.88%)
Foreign	Extranjero	42,124	(1.27%)	103,554	(18.67%)	248,152	1.41%	19,042	44.32%	596,036	(13.17%)	631,261	(18.69%)
Certificates of deposits	Certificado de depósitos	241	(24.92%)	0	0.00%	0	0.00%	0	0.00%	0	0.00%	0	0.00%
Restrictive deposits	Depósitos restringidos	557	(21.55%)	0	0.00%	0	0.00%	0	0.00%	0	0.00%	0	0.00%
		844,568	4.92%	718,757	13.17%	744,755	7.98%	682,406	14.20%	643,878	(11.32%)	640,159	(18.39%)
Obligations	Obligaciones	75,183	52.07%	33,208	(6.41%)	0	0.00%	4,325	0.00%	649	100.00%	0	0.00%
Other liabilities and reserves:	Otros pasivos y reservas												
Various creditors	Acreedores varios	25,787	14.81%	48,219	4.78%	22,404	(26.92%)	13,130	38.08%	10,134	(3.95%)	5,294	69.08%
Reserves	Reservas	679	30.33%	0	0.00%	0	0.00%	0	0.00%	0	0.00%	0	0.00%
Other liabilities	Otros pasivos	0	0.00%	0	0.00%	87	55.36%	4,709	16.27%	0	0.00%	11	(38.89%)
		26,466	15.16%	48,219	4.78%	22,491	(26.77%)	17,839	31.57%	10,134	(3.95%)	5,305	68.47%
Redeemable preferred stock	Acciones preferidas redimibles	0	0.00%	0	0.00%	0	0.00%	0	0.00%	0	0.00%	0	0.00%
Capital and capital reserves:	Capital y Reservas de Capital												
Capital	Capital	75,000	25.00%	40,740	8.41%	1,000	0.00%	30,000	20.00%	5,000	0.00%	1,000	0.00%
Subordinated notes	Deudas subordinadas	0	0.00%	0	0.00%	0	0.00%	0	0.00%	0	0.00%	0	0.00%
Capital reserves	Reservas de capital	0	0.00%	0	0.00%	14,080	(3.43%)	1,500	0.00%	0	0.00%	774	0.00%
Unrealized loss on securities	Pérdida no realizada en inversiones	0	0.00%	0	0.00%	0	0.00%	0	0.00%	0	0.00%	0	0.00%
Equity adjustment from foreign currency translation	Ajuste patrimonial por traducción de moneda extranjera	0	0.00%	0	0.00%	0	0.00%	0	0.00%	0	0.00%	0	0.00%
Retained earnings	Utilidades retenidas	10,946	(16.05%)	18,102	45.48%	0	0.00%	12,159	(0.29%)	7,502	36.65%	5,411	100.00%
		85,946	17.67%	58,842	17.63%	15,080	(3.21%)	43,659	12.83%	12,502	19.18%	7,185	305.02%
Total liabilities and capital	Total pasivo y capital	1,032,163	8.60%	859,026	12.05%	762,326	6.30%	746,229	14.36%	667,163	(10.70%)	652,640	(17.31%)

AL 31 DE DICIEMBRE DE 1995

15-A

16-A

17-B

18

19-A

ASSETS	ACTIVOS	SOCIETE GENERALE		BANQUE NATIONALE DE PARIS		CAJA DE AHORROS		BANCO INTERNACIONAL DE COSTA RICA, S.A. AND SUBSIDIARIES		BANCO DE LA PROVINCIA DE BUENOS AIRES		
			%		%		%		%		%	
Cash and cash items	Efectivo y Efectos de caja	US\$	0	0.00%	9	(65.38%)	13,510	40.76%	630	(12.50%)	0	0.00%
Due from banks and financial entities:	Depósitos en bancos e instituciones financieras											
Demand deposits:	Depósitos a la vista											
Local	Local	147	212.77%	0	0.00%	575	(94.57%)	1,000	(57.10%)	162	(13.83%)	
Foreign	Extranjero	688	62.26%	782	(52.43%)	0	0.00%	29,066	11.42%	12,998	7777.58%	
Time deposits:	Depósitos a plazo											
Local	Local	0	0.00%	0	0.00%	127,346	62.88%	31,982	72.89%	0	0.00%	
Foreign	Extranjero	89,666	64.00%	445,907	(32.83%)	0	0.00%	116,034	5.51%	305,094	(10.07%)	
Certificates of deposit	Certificados de depósitos	0	0.00%	0	0.00%	0	0.00%	0	0.00%	0	0.00%	
		90,501	64.11%	446,689	(32.87%)	127,921	44.10%	178,082	13.50%	318,254	(6.29%)	
Negotiable securities - short term	Valores negociables - corto plazo	0	0.00%	0	0.00%	0	0.00%	0	0.00%	0	0.00%	
Loans:	Préstamos											
Local	Local	0	0.00%	0	0.00%	349,457	4.02%	25,007	12.05%	0	0.00%	
Foreign	Extranjero	440,587	63.49%	97,790	(3.88%)	0	0.00%	262,671	9.57%	31,365	(77.89%)	
		440,587	63.49%	97,790	(3.88%)	349,457	4.02%	287,678	9.78%	31,365	(77.89%)	
Less:	Menos:											
Provision for uncollectible loans	Reserva para posibles pérdidas sobre préstamos	3,722	0.00%	8,652	(4.78%)	20,461	4.04%	5,925	(0.24%)	1,324	0.00%	
Unearned interest	Intereses descontados no ganados	0	0.00%	0	0.00%	0	0.00%	66	(18.52%)	0	0.00%	
		436,865	64.38%	89,138	(3.79%)	328,996	4.02%	281,687	10.02%	30,041	(78.62%)	
Equipment for leasing	Equipo para arrendamiento financiero	0	0.00%	0	0.00%	0	0.00%	0	0.00%	0	0.00%	
Other Investment Securities	Otras Inversiones	92,323	0.38%	4,803	(43.37%)	2,301	7.22%	40,017	(13.78%)	112,348	(18.78%)	
Federal funds sold	Fondos federales vendidos	0	0.00%	0	0.00%	0	0.00%	0	0.00%	0	0.00%	
Other assets:	Otros activos:											
Premises and equipment	Propiedad, mobiliario y equipo	126	63.64%	300	29.31%	12,998	3.78%	2,098	31.21%	312	(14.99%)	
Various debtors	Deudores varios	10,915	102.35%	2,623	73.36%	9,143	15.21%	20,335	(33.33%)	25,184	(55.45%)	
Other	Otros	33	(41.07%)	429	200.00%	38,424	(3.54%)	1,926	(29.14%)	0	0.00%	
		11,074	100.36%	3,352	77.54%	60,565	0.45%	24,359	(30.04%)	25,496	(55.19%)	
Total assets	Total activo	US\$	630,763	50.75%	543,991	(29.21%)	533,293	11.76%	524,775	6.04%	486,138	(28.02%)

LIABILITIES AND CAPITAL

PASIVO Y CAPITAL

Due to depositors:	Depósitos											
Demand deposits:	A la vista											
Local	Local	0	0.00%	0	0.00%	15,203	(13.37%)	3,424	(39.53%)	0	0.00%	
Foreign	Extranjero	689	(80.36%)	8,486	(35.27%)	0	0.00%	106,426	10.09%	13	(99.75%)	
Saving deposits	Ahorros	0	0.00%	0	0.00%	183,531	11.46%	2,580	16.22%	0	0.00%	
Time deposits:	Depósito a plazo											
Local	Local	0	0.00%	0	0.00%	191,204	23.11%	23,455	(7.11%)	0	0.00%	
Foreign	Extranjero	605,021	49.85%	526,504	(29.36%)	0	0.00%	292,154	10.35%	351,259	(30.85%)	
Certificates of deposits	Certificado de depósitos	0	0.00%	0	0.00%	0	0.00%	0	0.00%	0	0.00%	
Restrictive deposits	Depósitos restringidos	0	0.00%	0	0.00%	0	0.00%	0	0.00%	0	0.00%	
		605,710	48.73%	534,990	(29.47%)	389,938	15.53%	428,039	8.49%	351,272	(31.54%)	
Obligations	Obligaciones	0	0.00%	0	0.00%	40,270	(7.46%)	14,500	(5.54%)	58,870	1.02%	
Other liabilities and reserves:	Otros pasivos y reservas											
Various creditors	Acreedores varios	8,325	121.82%	3,561	(2.20%)	13,655	24.39%	18,022	(37.68%)	16,903	(62.63%)	
Reserves	Reservas	0	0.00%	0	0.00%	0	0.00%	0	0.00%	0	0.00%	
Other liabilities	Otros pasivos	0	0.00%	1,093	18.68%	451	(79.08%)	345	(32.88%)	0	(100.00%)	
		8,325	121.82%	4,654	2.02%	14,106	7.40%	18,367	(37.60%)	16,903	(65.54%)	
Redeemable preferred stock	Acciones preferidas redimibles	0	0.00%	0	0.00%	0	0.00%	0	0.00%	0	0.00%	
Capital and capital reserves:	Capital y Reservas de Capital											
Capital	Capital	1,759	0.00%	1,000	0.00%	88,861	7.50%	45,000	0.00%	1,000	0.00%	
Subordinated notes	Deudas subordinadas	0	0.00%	0	0.00%	0	0.00%	0	0.00%	0	0.00%	
Capital reserves	Reservas de capital	0	0.00%	3,347	100.00%	118	(55.64%)	1,020	13.33%	0	0.00%	
Unrealized loss on securities	Pérdida no realizada en inversiones	0	0.00%	0	0.00%	0	0.00%	0	(100.00%)	0	0.00%	
Equity adjustment from foreign currency translation	Ajuste patrimonial por traducción de moneda extranjera	0	0.00%	0	0.00%	0	0.00%	0	0.00%	0	0.00%	
Retained earnings	Utilidades retenidas	14,969	164.89%	0	(100.00%)	0	0.00%	17,849	81.24%	58,094	7.76%	
		16,728	125.75%	4,347	(20.24%)	88,979	7.29%	63,869	15.02%	59,094	7.61%	
Total liabilities and capital	Total pasivo y capital	US\$	630,763	50.75%	543,991	(29.21%)	533,293	11.76%	524,775	6.04%	486,138	(28.02%)

AL 31 DE DICIEMBRE DE 1995

ASSETS	ACTIVOS	BANCO CONTINENTAL DE PANAMA, S. A.		BANCO COMERCIAL DE PANAMA, S. A. (BANCOMER)		BANCO DE COLOMBIA, S. A. AND SUBSIDIARIES		CITIBANK, N. A.		LLOYDS BANK Plc	
		US\$	%		%		%		%		%
Cash and cash items	Efectivo y Efectos de caja	4,757	(14.27%)	11,446	(1.05%)	1,618	(69.09%)	8,924	37.10%	5,108	11.67%
Due from banks and financial entities:	Depósitos en bancos e instituciones financieras										
Demand deposits:	Depósitos a la vista										
Local	Local	23,313	26.69%	5,308	31.29%	226	43.95%	14,786	38.16%	1,625	4.03%
Foreign	Extranjero	12,661	(1.85%)	3,734	15.82%	9,230	24.23%	15,484	40.30%	6,578	34.55%
Time deposits:	Depósitos a plazo										
Local	Local	16,168	34.69%	2,910	7.78%	38,238	161.90%	11,000	212.59%	425	0.00%
Foreign	Extranjero	43,005	(7.82%)	106,818	22.04%	14,300	(26.35%)	1,520	(95.72%)	16,699	76.06%
Certificates of deposit	Certificados de depósitos	0	0.00%	0	0.00%	0	0.00%	0	0.00%	0	0.00%
		95,147	5.77%	118,770	21.82%	61,994	49.01%	42,790	(29.57%)	25,327	54.80%
Negotiable securities - short term	Valores negociables - corto plazo	22,879	96.25%	3,757	(10.59%)	0	(100.00%)	0	0.00%	0	0.00%
Loans:	Préstamos										
Local	Local	268,269	(1.48%)	266,639	12.92%	1,776	(90.16%)	257,715	11.56%	80,006	22.30%
Foreign	Extranjero	13,745	223.18%	484	29.07%	196,430	(2.83%)	35,126	358.44%	254,030	47.40%
		282,014	1.98%	267,123	12.94%	198,206	(9.99%)	292,841	22.70%	334,036	40.49%
Less:	Menos:										
Provision for uncollectible loans	Reserva para posibles pérdidas sobre préstamos	2,364	20.12%	1,262	17.94%	2,504	0.60%	0	0.00%	83	(53.63%)
Unearned interest	Intereses descontados no ganados	249	(48.13%)	2,575	31.58%	700	(26.32%)	1,901	(4.28%)	0	0.00%
		279,401	1.94%	263,286	12.76%	195,002	(10.04%)	290,940	22.93%	333,953	40.56%
Equipment for leasing	Equipo para arrendamiento financiero	0	0.00%	0	0.00%	0	0.00%	14,822	15.93%	0	0.00%
Other Investment Securities	Otras Inversiones	27,444	27.71%	2,130	57.66%	115,113	(33.43%)	35,689	(3.39%)	2,248	0.36%
Federal funds sold	Fondos federales vendidos	0	0.00%	0	0.00%	0	(100.00%)	0	0.00%	0	0.00%
Other assets:	Otros activos:										
Premises and equipment	Propiedad, mobiliario y equipo	1,570	24.80%	6,458	27.83%	6,945	16.90%	8,738	10.92%	4,366	(5.72%)
Various debtors	Deudores varios	11,922	78.66%	6,289	7.07%	53	(83.69%)	5,546	(26.97%)	6,169	(28.65%)
Other	Otros	528	(1.31%)	1,476	334.12%	31,905	53.04%	1,480	211.58%	108	(0.92%)
		14,020	65.60%	14,223	26.25%	38,903	43.48%	15,764	(1.15%)	10,643	(20.49%)
Total assets	Total activo	443,648	7.89%	413,812	15.00%	412,630	(13.80%)	408,929	10.64%	377,278	37.62%
LIABILITIES AND CAPITAL	PASIVO Y CAPITAL										
Due to depositors:	Depósitos										
Demand deposits:	A la vista										
Local	Local	44,956	(2.38%)	35,182	(4.58%)	725	(1.63%)	45,490	(5.58%)	12,002	(4.26%)
Foreign	Extranjero	5,246	5.68%	8,555	37.08%	99,922	3.82%	8,106	(2.74%)	4,453	27.74%
Saving deposits	Ahorros	16,402	21.91%	34,832	(0.35%)	5,432	(17.67%)	71,310	(9.09%)	1,516	(10.40%)
Time deposits:	Depósito a plazo										
Local	Local	236,845	11.11%	213,831	24.83%	3,692	15.77%	224,002	18.11%	147,146	(4.65%)
Foreign	Extranjero	44,939	(33.77%)	79,857	3.95%	205,555	(0.56%)	22,085	115.57%	193,652	128.01%
Certificates of deposits	Certificado de depósitos	0	0.00%	0	0.00%	0	0.00%	0	0.00%	0	0.00%
Restrictive deposits	Depósitos restringidos	0	0.00%	0	0.00%	0	0.00%	692	8.98%	0	0.00%
		348,388	0.84%	372,257	14.12%	315,326	0.59%	371,685	10.79%	358,769	39.62%
Obligations	Obligaciones	39,207	86.95%	0	0.00%	63,513	(47.71%)	1,642	(4.37%)	0	0.00%
Other liabilities and reserves:	Otros pasivos y reservas										
Various creditors	Acreedores varios	20,590	36.66%	14,754	37.36%	53	(83.74%)	9,943	(3.38%)	9,675	(5.35%)
Reserves	Reservas	0	0.00%	0	0.00%	0	0.00%	0	0.00%	0	0.00%
Other liabilities	Otros pasivos	55	(76.39%)	551	14.79%	11,228	(4.86%)	12,884	15.87%	4,835	63.40%
		20,645	34.93%	15,305	36.40%	11,281	(6.98%)	22,827	6.62%	14,510	10.08%
Redeemable preferred stock	Acciones preferidas redimibles	0	0.00%	0	0.00%	0	0.00%	0	0.00%	0	0.00%
Capital and capital reserves:	Capital y Reservas de Capital										
Capital	Capital	24,000	20.00%	5,000	0.00%	21,932	0.30%	1,000	0.00%	1,000	0.00%
Subordinated notes	Deudas subordinadas	0	0.00%	0	0.00%	0	0.00%	0	0.00%	0	0.00%
Capital reserves	Reservas de capital	0	0.00%	10,000	0.00%	0	(100.00%)	10,000	0.00%	3,000	0.00%
Unrealized loss on securities	Pérdida no realizada en inversiones	0	0.00%	0	0.00%	262	(117.39%)	0	0.00%	0	0.00%
Equity adjustment from foreign currency translation	Ajuste patrimonial por traducción de moneda extranjera	0	0.00%	0	0.00%	0	0.00%	0	0.00%	0	0.00%
Retained earnings	Utilidades retenidas	11,408	20.55%	11,050	58.95%	316	(90.86%)	1,775	100.00%	0	0.00%
		35,408	20.18%	26,050	18.67%	22,510	(28.87%)	12,775	16.14%	4,000	0.00%
Total liabilities and capital	Total pasivo y capital	443,648	7.89%	413,812	15.00%	412,630	(13.80%)	408,929	10.64%	377,278	37.62%